

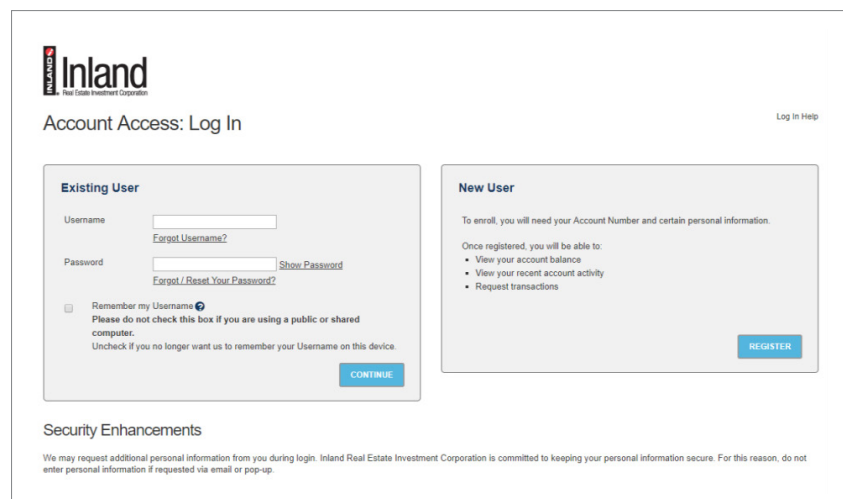
Investor Account Access

Quick Reference Guide

Follow these simple steps for Investor Account Access. Once in the site, users gain easy access to:

- Portfolio overview
- Transaction history
- Cost basis activity
- Profile and contact information
- Beneficiaries
- More

1. Click on Investor Account Access from any Inland Real Estate Investment Corporation website or related product site to be taken to the login/home page. On this page, existing users can login and new users can enroll for account access.



Inland
Real Estate Investment Corporation

Account Access: Log In Log In Help

Existing User

Username
[Forgot Username?](#)

Password [Show Password](#)
[Forgot / Reset Your Password?](#)

Remember my Username
Please do not check this box if you are using a public or shared computer.
Uncheck if you no longer want us to remember your Username on this device.

CONTINUE

New User

To enroll, you will need your Account Number and certain personal information.

Once registered, you will be able to:

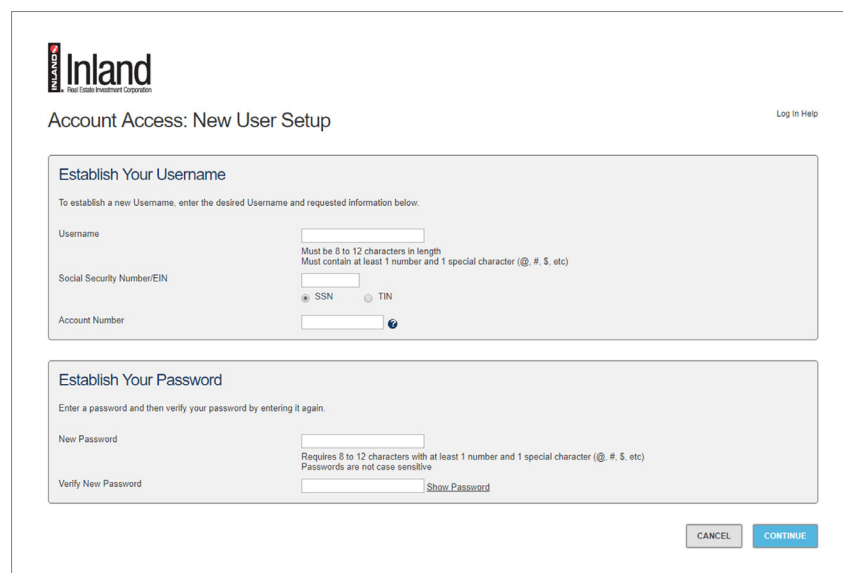
- View your account balance
- View your recent account activity
- Request transactions

REGISTER

Security Enhancements

We may request additional personal information from you during login. Inland Real Estate Investment Corporation is committed to keeping your personal information secure. For this reason, do not enter personal information if requested via email or pop-up.

2. If registering as a New User, an account number is required to gain access as well as some personal information. The New User will be asked to establish a username and password for account access.



Inland
Real Estate Investment Corporation

Account Access: New User Setup Log In Help

Establish Your Username

To establish a new Username, enter the desired Username and requested information below.

Username
Must be 8 to 12 characters in length
Must contain at least 1 number and 1 special character (@, #, \$, etc)

Social Security Number/EIN SSN TIN

Account Number

Establish Your Password

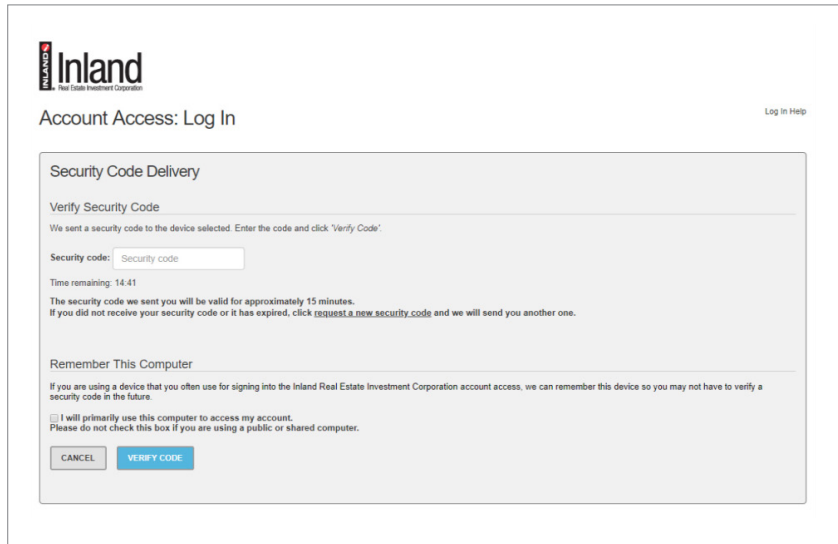
Enter a password and then verify your password by entering it again.

New Password
Requires 8 to 12 characters with at least 1 number and 1 special character (@, #, \$, etc)
Passwords are not case sensitive

Verify New Password [Show Password](#)

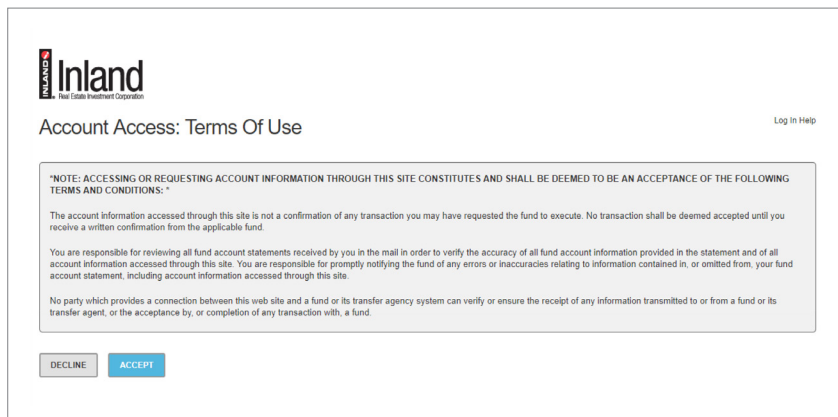
CANCEL **CONTINUE**

3. New Users will select security code delivery method. Add an email address, mobile phone number or both, and select “send code.” Enter the security code received via preferred method within 15 minutes. Upon successful validation of the security code, the user will be logged in.



The screenshot shows the 'Account Access: Log In' page. The 'Security Code Delivery' section includes a 'Verify Security Code' heading, a text box for the security code, and a 'Time remaining: 14:41' indicator. Below this is a 'Remember This Computer' section with a checkbox and a 'VERIFY CODE' button.

4. First time users will be presented with Terms of Use to accept. This is only for first time users and will not appear on subsequent visits to the site.



The screenshot shows the 'Account Access: Terms Of Use' page. It features a 'NOTE: ACCESSING OR REQUESTING ACCOUNT INFORMATION THROUGH THIS SITE CONSTITUTES AND SHALL BE DEEMED TO BE AN ACCEPTANCE OF THE FOLLOWING TERMS AND CONDITIONS:' followed by several paragraphs of text. At the bottom, there are 'DECLINE' and 'ACCEPT' buttons.

Inland Investor Services

8:00 a.m. to 5:00 p.m. CST - Monday through Friday

Email: custserv@inland-investments.com

Phone: (800) 826-8228

This is neither an offer to sell nor a solicitation of an offer to buy any security, which can be made only through the relevant offering documents (the Offering Documents) and sold only by broker dealers and registered investment advisors authorized to do so.

The Inland name and logo are registered trademarks being used under license. Inland Securities Corporation, member FINRA/SIPC, is dealer manager and placement agent for programs sponsored by Inland Real Estate Investment Corporation and its affiliates.